




UNIVERSITÀ  
DEGLI STUDI  
DI PADOVA



## ACCESSIBILITY OF FACILITIES

Information on building entrances, presence of elevators  
and accessible bathroom

Scientific buildings area

date of first draft **december 2024**

Humanities buildings area

University of Padua  
Piazza Antenore – 35122 Padua

Dirigente Area Edilizia e Sicurezza:  
Arch. Giuseppe Olivi  
AES Area Edilizia e Sicurezza

Direttore di Ufficio Sviluppo Edilizio e  
Responsabile Unico del Procedimento:  
Arch. Stefano Marzaro  
AES Area Edilizia e Sicurezza  
Ufficio Sviluppo Edilizio

Responsabile del progetto:  
Ing. Mariachiara Mazzucato  
Area Edilizia e Sicurezza  
Ufficio Sviluppo Edilizio



Editors Sarah Benato et al.

Giorgia Vulcan  
Margherita Bulfon  
Linda Eccel  
Sabrina Cadoni  
Alessia Bosetti  
Naomi Cositore



UNIVERSITÀ  
DEGLI STUDI  
DI PADOVA





## Index

### SCIENTIFIC AREA

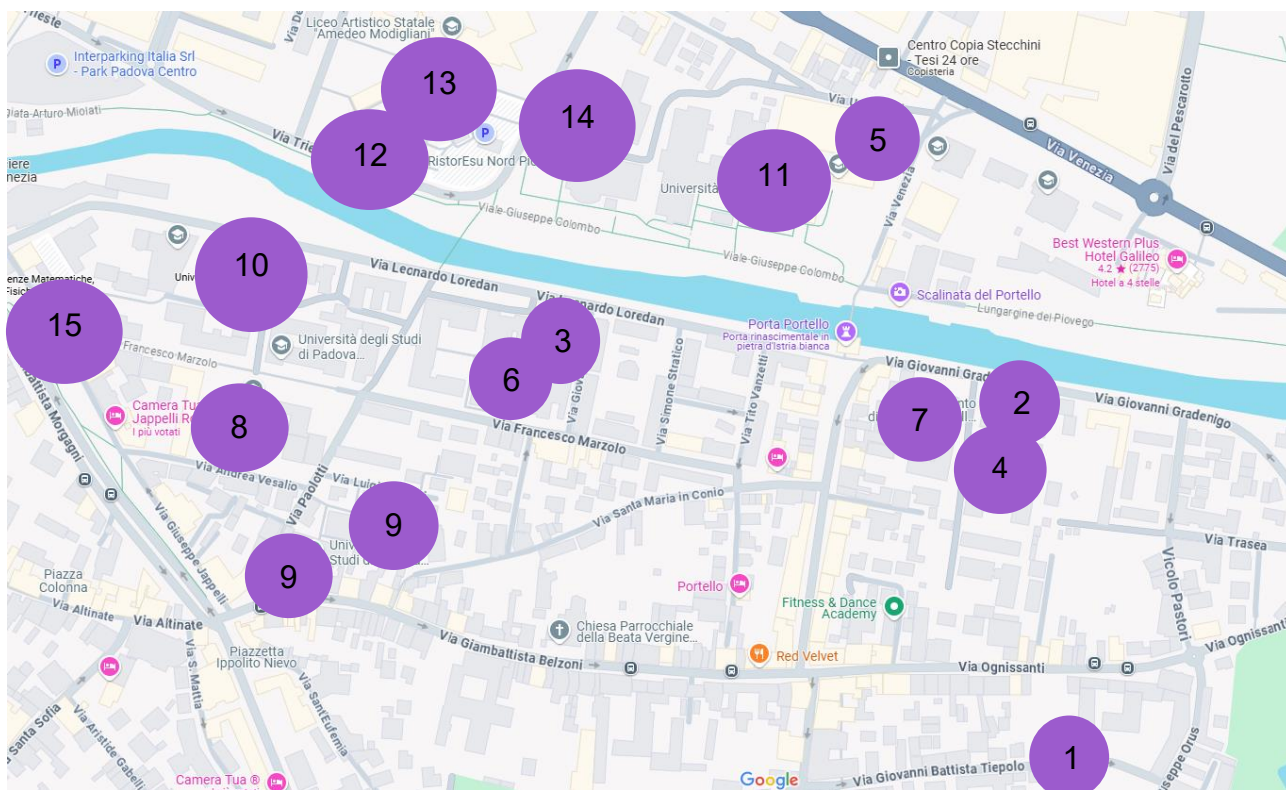
- 1 - DEI/O Building
- 2 - Complex of via Gradenigo (buildings DEI/A, DEI/G, DEI/M, DEI/S)
- 3 - Department of Civil, Construction and Environmental Engineering – ICEA
- 4 - Department of Industrial Engineering – DII
- 5 - SITE V: Mechanical Engineering Department
- 6 - SITE M
- 7 - Department of Geosciences
- 8 - Department of Physics and Astronomy
- 9 - Paolotti
- 10 - Polo Didattico (Via Loredan)
- 11 - Vallisneri Complex
- 12 - Department of Math “Tullio Levi-Civita” (Torre di Archimede)
- 13 - Tower C3 of Economy
- 14 - Didactic Complex Piovego
- 15 - Department of Chemical Sciences (DiSC)



UNIVERSITÀ  
DEGLI STUDI  
DI PADOVA



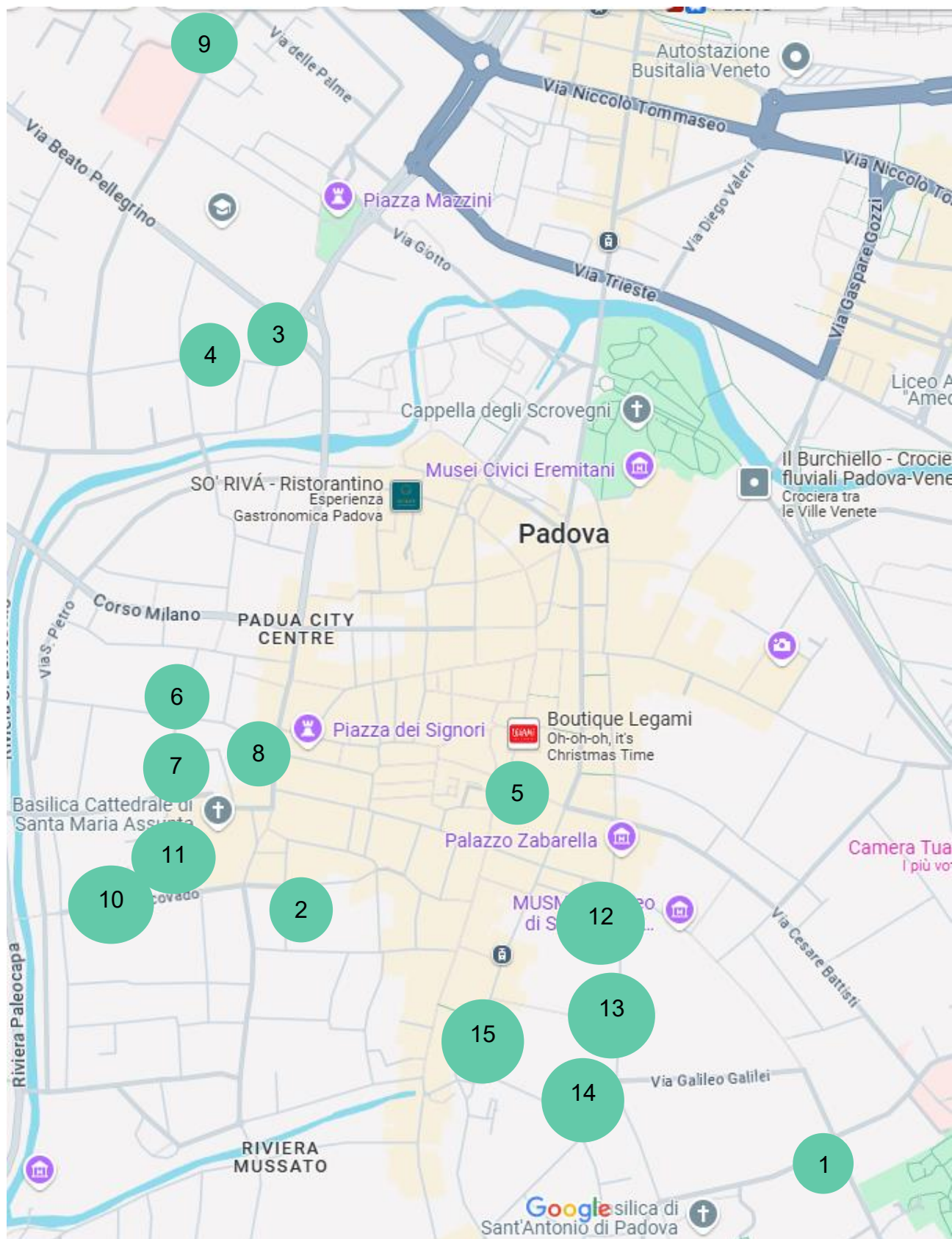
UNIVERSITÀ  
INCLUSIVA





## HUMAN SCIENCE AREA

- 1 - De Claricini Palace
- 2 - Ex ECA Palace
- 3 - Maldura Palace
- 4 - Calfura Palace
- 5 - Bo Palace
- 6 - Liviano Palace
- 7 - ROOM OF GIGANTI - ROOM OF CARLO DIANO (Liviano Palace)
- 8 - Capitanio Palace
- 9 - Slavic Philology Building – Beldomandi
- 10 - Luzzatto Dina Palace
- 11 - Palazzo Jonoch Gulinelli
- 12 - Ca' Borin
- 13 - Wollemborg Palace (Geography area)
- 14 - Wollemborg Palace SPGI
- 15 - Ruzante Theater







## SCIENTIFIC AREA

### 1 - DEI/O Building

<b>Address:</b>	Via Giovanni Battista Tiepolo, 85
<b>Accessibility:</b>	<ul style="list-style-type: none"><li>• Wheelchair access ramp</li><li>• Open access elevator (door width 84 cm, depth 134 cm)</li><li>• Accessible bathroom</li></ul>
<b>Note:</b>	<p>There is an elevator inside the building that can be used autonomously to access the various floors. However, the door may be difficult to open due to its weight; ask for assistance to the reception. Please note that there is a gravel section outside that could make it difficult to enter with a wheelchair.</p> <p>Students can call the number given in the contact section below in case support is needed. Upon entering the building, the gatehouse is located on the left.</p> <p>The bathroom for people with disability is located inside the only bathroom in the building, on the first floor, immediately on the left after entering through the entrance to the classrooms. The entrance to the bathroom is narrow, and it is necessary to open both doors if using a wheelchair.</p>
<b>Contact:</b>	0498277818 (Reception)



Photo 1: access from Via Tiepolo

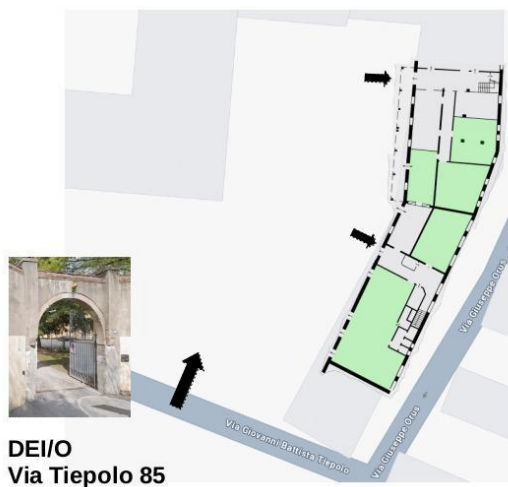


Photo 2: DEI/O building's map



Photo 3: access to classrooms



Photo 4: elevator



## 2 - Complex of via Gradenigo (buildings DEI/A, DEI/G, DEI/M, DEI/S)

<b>Address:</b>	Via Giovanni Gradenigo, 6
<b>Accessibility:</b>	<ul style="list-style-type: none"><li>• Wheelchair access ramp for buildings DEI/A and DEI/D</li><li>• DEI/G building: 2 open-access elevators (<u>north elevator</u>: door width 90cm, depth 130 cm; <u>south elevator</u>: door width 90cm, depth 140 cm)</li><li>• DEI/D building: open-access freight elevator type (door width 120cm, depth 80 cm), very heavy door</li><li>• DEI/A building: open-access elevator (door width 80 cm, depth 130 cm)</li><li>• Accessible bathrooms in the buildings</li></ul>
<b>Note:</b>	<p>Access to DEI/G and to the library is currently under renovation; to reach the access door, turn to the left of the building (see purple arrow on photo 1).</p> <p>In the DEI/G building, the bathrooms for people with disabilities are located on the ground floor and second floor (there are very exhaustive signs on each floor).</p> <p>For the DEI/A and DEI/D buildings there is a ramp that can be reached by staying to the right of the buildings and following the signs (orange arrow on photo 1).</p> <p>The elevator in DEI/D is a freight elevator type; its door is very heavy, thus help is needed.</p> <p>There is an accessible bathroom on the ground floor of the DEI/D building.</p> <p>The wings of the DEI/A building are reserved for staff with badges.</p>

	<p>Students can call the number given in the contact section below in case support is needed.</p> <p><b>STUDY ROOM “JE”</b></p> <p>96 seats, on the ground floor</p> <p>Opening hours: Monday to Friday from 08.00 to 19.30</p> <p>Equipped with: Wifi (Eduroam), table wiring</p> <p><b>STUDY ROOM “GE”</b></p> <p>36 seats, on the 1° floor</p> <p>Opening hours: Monday to Friday from 8 AM to 7.30 PM</p> <p>Equipped with: Wifi (Eduroam), table wiring, air conditioning</p>
<b>Contact:</b>	<p>0498277733 (Reception of DEI/D)</p> <p>0498277500 (Reception of DEI/G)</p>



	
Photo 1: complex map	Photo 2: access from Via Gradenigo



Photo 3: building D and A entrance  
ramp route



Photo 4: access for buildings DEI/A and  
DEI/D

### 3 - Department of Civil, Construction and Environmental Engineering - ICEA

<b>Address:</b>	Via Marzolo, 9
<b>Accessibility:</b>	<ul style="list-style-type: none"><li>• Wheelchair access ramp</li><li>• Elevator to access Classroom D (width 70 cm; depth 120 cm)</li><li>• Elevator to access Aula Magna (width 75 cm; depth 115 cm)</li><li>• Elevator to access Classrooms L-M-N-R (width 80 cm; depth 120 cm)</li><li>• Accessible bathroom</li><li>• Inability to reach H-N-T classrooms without the use of stairs</li></ul>
<b>Note:</b>	<p>The complex is accessible through gates (both pedestrian and car gates) from both via Marzolo and via Loredan. From via Marzolo on the left, we find the reception and classrooms RH01, RH02, RH03 (on the ground floor).</p> <p>The access to the elevator for classroom D (2° floor) is blocked by a 12 cm step: assistance from the staff is required. Next to classroom D, there is an accessible bathroom.</p> <p>Next to the entrance for the Aula Magna (1° floor), there is an accessible bathroom: the signs are clearly visible.</p> <p>On the right-hand side of the complex there is a ramp to the left for classrooms ICH1 and D, further on the left there is a ramp for Aula Magna and Donghi study room, while on the right there is a ramp for access to the technical science building with classrooms L, M, N, R and the multi-purpose hall (accessible by lift without the need for a badge) and classrooms P28, 44, 60.</p> <p>The access ramp to these classrooms (photo 7) might be steep for someone who does not have a motorized wheelchair or is not accompanied. There is an accessible bathroom for people with</p>



	<p>disabilities, although it is not marked with the appropriate sign (it is located in the women's bathroom).</p> <p>Classrooms H-N-T can only be reached through stairs. There is an elevator (door width 80 cm; internal width 130 cm; depth 130 cm), but it is currently unavailable. Additionally, access to the elevator is blocked by steps. There is no accessible bathroom near these classrooms.</p> <p>Students can call the number given in the contact section below in case support is needed.</p> <p><b>D. DONGHI STUDY ROOM</b></p> <p>60 seats</p> <p>Opening hours: Monday to Friday from 7.30 AM to 7 PM</p> <p>Equipped with: Wifi, air conditioning</p>
--	---

<b>Contact:</b>	0498275000 (Reception)
-----------------	------------------------



Photo 1: access from Via Marzolo



Photo 2: access from Via Loredan





Photo 3: entrance to the right-hand side of the complex



Photo 4: access to RH01, RH02, RH03 classrooms



Photo 5: wheelchair access ramp for aula magna and studio Donghi



Photo 6: wheelchair access ramp for classrooms ICH1 and D



Photo 7: wheelchair access ramp to  
scienza tecnica



Photo 8: elevator for sala polivalente  
and classrooms L, M, N, R



## 4 - Department of Industrial Engineering - DII

### SITE G (legal and administrative office)

<b>Address:</b>	Via Gradenigo, 6 → <u>go to information engineering (complex of Via Gradenigo)</u>
-----------------	--

## 5 - SITE V: Department of Industrial Engineering - DII

<b>Address:</b>	Via Venezia, 1
<b>Accessibility:</b>	<ul style="list-style-type: none"><li>• Wheelchair ramp</li><li>• Two elevators: one open access (door width: 95 cm; internal dimensions: 149 x 136 cm) and one badge-enabled</li></ul>
<b>Note:</b>	<p>Looking at the pedestrian entrance, there is a ramp on the right to access the building via an automatic door. You need a badge to gain access, otherwise you need to ring the bell on the ramp so that the reception can open it.</p> <p>There are two large elevators. Entering from the access for people with disability, you should walk down the hallway to the left, still on the left there is the open access elevator; on the right, coming from the same access, there is the badge-enabled elevator.</p> <p>The bathroom is located on the ground floor. Upon entering through the main entrance, follow the corridor to the stairs. The bathroom is on the right (behind the stairs; there is a vending machine that makes the passage narrow, 85 cm)</p> <p>Students can call the number given in the contact section below in case support is needed.</p> <p><b>STUDENT READING ROOM</b></p> <p>30 seats</p> <p>Opening hours: Monday to Friday from 8 AM to 7 PM</p> <p>Equipped with: WiFi (Eduroam), air conditioning</p>
<b>Contact:</b>	049 8276700 (Reception)



Photo 1: wheelchair access ramp



Photo 2: access to the main entrance





## 6 - SITE M: Department of Industrial Engineering - DII

**Address:**

Via Marzolo, 9 → refer to Department of Civil, Building and Environmental Engineering (ICEA)



## 7 - Department of Geosciences

<b>Address:</b>	Via Giovanni Gradenigo, 6
<b>Accessibility:</b>	<ul style="list-style-type: none"><li>• Open access elevator (width 90 cm, depth 140 cm)</li><li>• Accessible bathroom (1° floor)</li></ul>
<b>Note:</b>	<p>The building is accessible and there are no impediments. The elevators, situated behind the reception, work without a badge and are quite large and spacious. In each classroom there is a height-adjustable desk.</p> <p>Students can call the number given in the contact section below in case support is needed.</p> <p><b>SCIENZE DELLA TERRA STUDY ROOM</b></p> <p>120 seats</p> <p>Opening hours: Monday to Friday from 8 AM to 7.30 PM</p> <p>Equipped with: Wifi (Eduroam), air conditioning</p>
<b>Contact:</b>	049 827 9110 (Reception)




Photo 1: main entrance



## 8 - Department of Physics and Astronomy - DFA

<b>Address:</b>	Via F. Marzolo, 8
<b>Accessibility:</b>	<ul style="list-style-type: none"><li>• Entrance accessible from Via Vesalio, 11, accompanied by staff</li><li>• Open access elevator (door width 90 cm; depth 200 cm)</li></ul>
<b>Note:</b>	<p>The building is not accessible from Via Marzolo, 8, due to the presence of stairs. Entering from via Vesalio, 11 you must ring the reception (an enabled badge is needed to open the secondary door). The reception staff will reach the student and accompany him/her inside the building.</p> <p>The elevator is accessible and spacious. There are no accessible bathrooms.</p> <p>Students can call the number given in the contact section below in case support is needed.</p>
<b>Contact:</b>	049 827 7088 (Reception)



Photo 1: Entrance from Via Vesalio, 11



Photo 2: secondary entrance (ring the bell)



## 9 - Paolotti

<b>Address:</b>	Via Giambattista Belzoni, 7
<b>Accessibility:</b>	<p><u>Entrance from via Belzoni:</u></p> <ul style="list-style-type: none"><li>• Access to all classrooms. Ramp to enter the building, after the entrance immediately to the right, there is the reception</li><li>• Open access elevators (<u>elevator 1</u>: door width 70 cm, width 115 cm, depth 88 cm, button height 136 cm; <u>elevator 2</u>: door width 80 cm, width 114 cm, depth 148 cm)</li></ul> <p><u>Entrance from Paolotti:</u></p> <ul style="list-style-type: none"><li>• Access to all classrooms except P1 (access from Via Belzoni)</li><li>• Open access elevators (<u>elevator 1</u>: door width 70 cm, width 115 cm, depth 88 cm, button height 136 cm; <u>elevator 2</u>: door width 80 cm, width 114 cm, depth 148 cm)</li></ul> <p><u>Entrance to aule Luzzatti:</u></p> <ul style="list-style-type: none"><li>• You cannot access from the reception (Paolotti), but there is an entrance from via Luzzatti</li><li>• Wheelchair access ramp for all classrooms except P300 (only fire escape to access, no ramp)</li><li>• Accessible bathroom (no key required) immediately on the right upon entering the building</li></ul>
<b>Note:</b>	People unable to use the stairs must enter from Via Belzoni 7 (access ramp to all classrooms). In case of exams, competitions, selections, etc., declare your presence in time as the initial call could be done only among those present in front of the door on Via Paolotti.

There are two elevators in via Belzoni: the first one, passed the reception desk, to the right, is smaller and accessible only for non-motorized wheelchairs (door width 70 cm, width 115 cm, depth 88 cm, button height 136 cm); the second one, passed the reception desk and walked down the second ramp, to the left, is more spacious and accessible to everyone (door width 80 cm, width 114 cm, depth 148 cm).

On via Paolotti at the entrance gate there is a small step (height: about 1 cm); entering on the right is a ramp, which leads to the elevators.

The bathroom is located in the northeast wing on the classroom floor: P6, P5, P4; while in the south wing, an accessible bathroom is available on every floor. In the northwest wing, there is no accessible bathroom, but the various floors are connected to the other wings, so access to the before mentioned bathrooms is possible.

Students can call the number given in the contact section below in case support is needed.

On the ground floor, there is a **quiet room** (open Monday to Friday from 8:30 AM to 6:30 PM) with 3 tables and 4 chairs inside. For more information, please contact the reception (049/8275931, [portineria.viapaolotti@unipd.it](mailto:portineria.viapaolotti@unipd.it))

#### **Paolotti Study Room**

52 seats

Opening hours: Monday to Friday from 8.30 AM to 6.30 PM

Equipped with: WiFi (Eduroam), air conditioning

#### **Serra Study Room**

32 seats

Opening hours: Monday to Sunday from 8.30 AM to 1 AM

Equipped with: Wifi (Eduroam), air conditioning

	<p><b>Pollaio and Acquario Study Room</b></p> <p>100 seats</p> <p>Opening hours: Monday to Sunday from 8.30 AM to 1 AM</p> <p>Equipped with: Wifi (Eduroam), air conditioning</p>
<b>Contact:</b>	049 827 5931 (Reception)

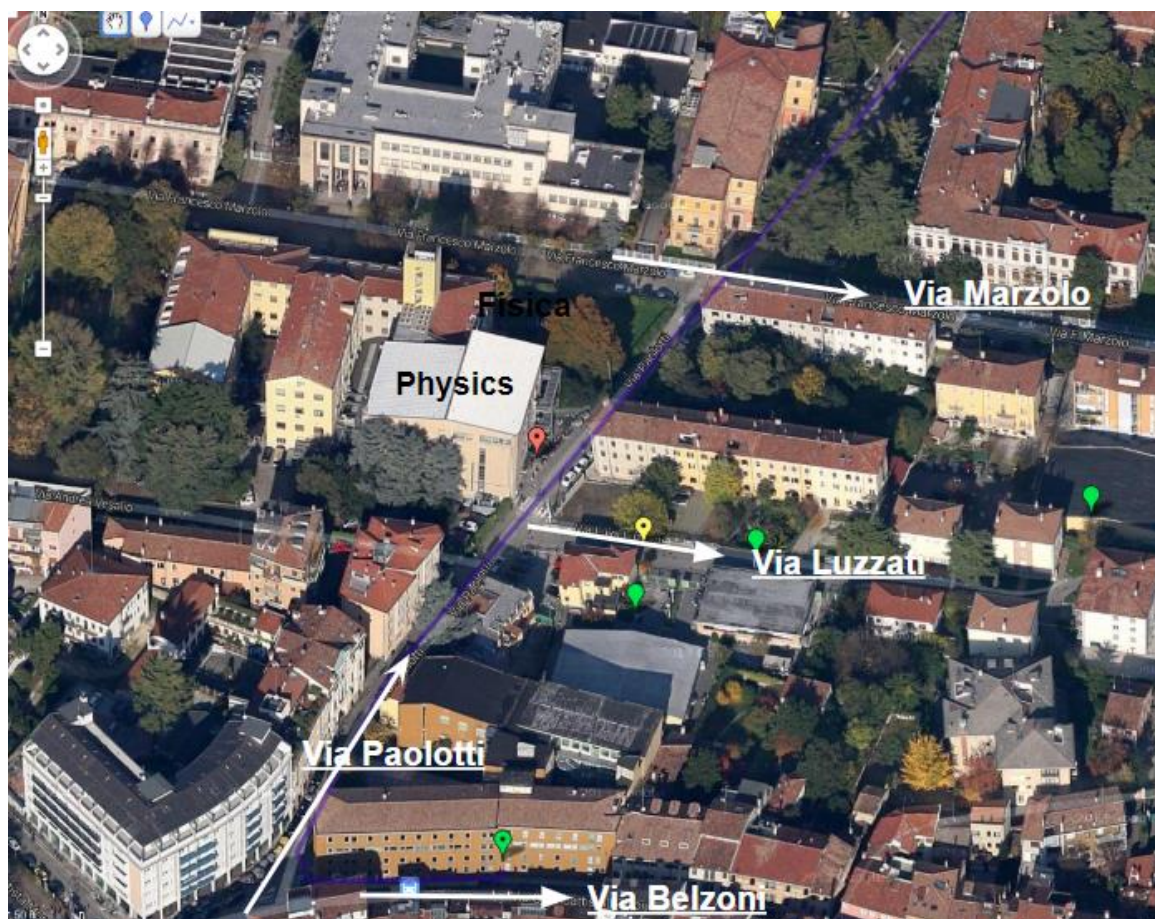


Photo 1 - Paolotti sites map





Photo 2 : aule Luzzati entrance



Photo 3: wheelchair access ramp

PLESSO PAOLOTTI ALA NORD-OVEST (su via Paolotti)	PLESSO PAOLOTTI ALA NORD-EST (su via Luzzati)	PLESSO PAOLOTTI ALA SUD (su via Belzoni)
AULA	AULA (i bagni dell'ala nord-est sono nel corridoio più esterno, quello vicino alle scale grandi)	AULA (i bagni della zona uffici non sono attrezzati, la zona aula-ala Sud-Ovest: #aperti chiusi al pubblico)
//	//	//
P3	P100, P200 con una rampa si arriva al IV piano dell'ala Sud	aule IV piano
//	LabP036, LabP140	aule III piano (Servizio Formazione)
P2	P6, P5, P4 (alcune aule del Servizio Formazione sono al III piano dell'ala Sud-Ovest)	aule II piano
P1	LabP104, LabWi-Fi/60 (ex Aula di bioinformatica, ex Talliercio) con una rampa si arriva all'uscita ed all'aula studio	aule I piano
		AULA STUDIO all'interno dell'aula studio e all'ingresso la via Paolotti, 2/A
		USCITA (via Belzoni, 7)
		USCITA DI EMERGENZA (entrata solo per il personale)

Photo 4: information table of classrooms, laboratories and bathrooms at the Paolotti Complex

## 10 - Polo Didattico (Via Loredan)

<b>Address:</b>	Via Loredan 10 → only one classroom: classroom A
<b>Accessibility:</b>	<p><u>To Classroom A:</u></p> <ul style="list-style-type: none"><li>• Access from via Loredan and from via Marzolo, 3</li><li>• Wheelchair ramp (the door must be opened from the inside)</li></ul> <p><u>Access to laboratories:</u></p> <ul style="list-style-type: none"><li>• Badge-enabled elevator of the Museum</li><li>• Bathrooms for people with disabilities</li></ul>
<b>Note:</b>	<p>To access Classroom A from <u>via Lorendan</u>, turn right past the building and follow the downhill slope. At the bottom on the left is the entrance to the classroom either by ramp or steps. The door of the wheelchair ramp can be opened only from the inside so help is needed.</p> <p>To access from <u>via Marzolo</u> go straight, turn left at the first street, go as far as the second speed bump and turn right, still right is the ramp to access Classroom A.</p> <p>Inside Classroom A there is a bathroom for people with disabilities but there is no horizontal handle to hold on, so it is not fully accessible.</p> <p>To access laboratories (inside the complex) the only way is to use the museum lifts, you need a badge (entering from via Loredan, turn left, at the end of the ramp turn right). This door opens only by enabled badge, there is also a bathroom for people with disabilities.</p> <p>Students can call the number given in the contact section below in case support is needed.</p>



**Contact:**

049 827 7306 (Reception)



Photo 1: entrance overview



Photo 2: entrance from via Marzolo

## 11 - Vallisneri Complex

<b>Address:</b>	Viale Giuseppe Colombo, 3 - <b>pedestrian entrance</b>  Via Ugo Bassi 58/b - <b>car entrance</b>
<b>Accessibility:</b>	<ul style="list-style-type: none"><li>• Wheelchair access ramp in both accesses</li><li>• Push doors</li><li>• Open access elevators (door entrance: 89 cm; internal dimensions: 146 x 146 cm; button height: 123 cm)</li><li>• Badge-enabled elevator</li></ul>
<b>Note:</b>	<p>The push doors should also be able to be opened without difficulty by students in wheelchairs. Entering from the pedestrian entrance, taking the second corridor on the left, you will find open access elevators (photo 5). There is also a freight elevator type in the building; to access it, ask at the reception, which is on the right coming from the car entrance, or on the left if you are coming from the pedestrian entrance; the door next to the reception allows access to the lift.</p> <p>On the ground floor, in front of room C, there is an accessible bathroom (no keys required). On the mezzanine floor, as you exit the lift, immediately to the left, there is a second closed accessible bathroom (ask for a key from the reception) located near the food and drink dispensers.</p> <p>Students can call the number given in the contact section below in case support is needed.</p>
<b>Contact:</b>	3406193297 (Reception)



Photo 1: pedestrian entrance



Photo 2: wheelchair ramps




Photo 3: right door reception, left door lift



Photo 4: car entrance



Photo 5: open access elevators



## 12 - Department of Math “Tullio Levi-Civita” (Torre di Archimede)


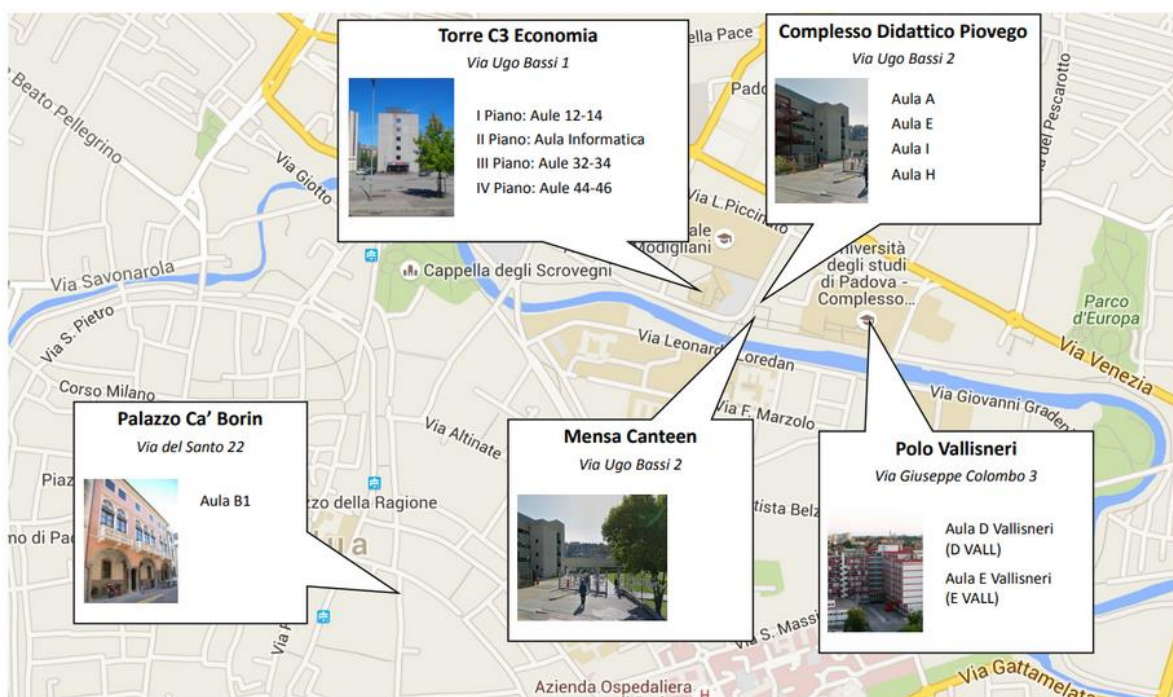
<b>Address:</b>	Via Trieste, 63
<b>Accessibility:</b>	<ul style="list-style-type: none"><li>• Stairlift</li><li>• Open access elevator (door width: 90 cm; internal dimensions: 109 x 209 cm)</li><li>• Parking for students with disabilities</li><li>• Reserved seats for students with disabilities in the library</li><li>• Calm space in each floor</li></ul>
<b>Note:</b>	<p>There are 4 towers, each with ground floor entrance (no obstacles to access). In each tower there are automatic sliding doors for access and open access elevators to reach the various floors.</p> <p>To access the basement courtyard, in addition to the elevators there is also a stairlift.</p> <p>The reception is located on the ground floor of A tower.</p> <p>Accessible bathrooms are located on every floor with classrooms, just past the elevator, a little further ahead on the right.</p> <p>Students can call the number given in the contact section below in case support is needed.</p> <p>Students with disability can find reserved seats in the library on <i>Affluences</i> App by booking “<i>accessible place</i>”. </p> <p><a href="https://affluences.com/biblioteca-di-matematica/reservation?type=4765&amp;date=2024-11-18">https://affluences.com/biblioteca-di-matematica/reservation?type=4765&amp;date=2024-11-18</a></p>
<b>Contact:</b>	049 8271200 (Reception)





Photo 1: map of Torre Archimede

# BUSINESS ECONOMIC SCIENCES “Marco Fanno”



## 13 - Tower C3 of Economy

<b>Address:</b>	Via Ugo Bassi 1
<b>Accessibility:</b>	<ul style="list-style-type: none"> <li>• Open access elevator (entrance width: 90 cm; internal dimensions: 138 x 148 cm)</li> <li>• Automatic sliding doors</li> </ul>
<b>Note:</b>	<p>Obstacle-free accessible entrance, automatic sliding doors, large open access elevator immediately to the left.</p> <p>The reception is located, as you enter the building, in front of the elevator on the right.</p> <p>Accessible bathrooms are located on every floor, immediately to the left as you exit the elevator.</p>

	Students can call the number given in the contact section below in case support is needed.
<b>Contact:</b>	049 8271210 (Reception)



Photo 1: entrance

## 14 - Didactic Complex Piovego

<b>Address:</b>	Via Ugo Bassi, 2
<b>Accessibility:</b>	<ul style="list-style-type: none"><li>• Wheelchair ramp</li><li>• Elevator (door width: 89 cm; internal width: 149x136 cm), to use them contact the reception via the bell on each floor</li><li>• Accessible bathroom (1° floor)</li></ul>
<b>Note:</b>	<p>Classrooms on the ground floor are accessible by wheelchair ramp. Classrooms on the upper floors are accessible by elevator, previously you need to contact the reception. The entrance is accessible without obstacles; information for classrooms and directions to elevators can be found on the porch at the entrance. To enter classrooms on the ground floor, a panic door must be opened, which is immediately followed by a ramp.</p> <p>Accessible bathrooms are located on the first floor.</p> <p>Students can call the number given in the contact section below in case support is needed.</p>
<b>Contact:</b>	049 827 6019 (Reception) portineria2.economia@unipd.it




Photo 1: pedestrian and car entrance from via Ugo Bassi, 2




Photo 2: entrance to classrooms and elevators



Photo 3: information on the location of classrooms and lifts



## 15 - Department of Chemical Sciences (DiSC)



- 210
  - Classrooms [C-D-E-F-G-H-N-P](#)
  - Laboratories [2-3-4-5-6-7-8](#)
  - Research laboratories
  - Reception
  - Secretary's office
  - Teacher's office
- 210 bis
  - Computer rooms
  - Study room
  - Library
  - Classrooms [I-L2-L1-M](#)
- 215
  - Supply warehouse
  - Mechanical workshop
  - Electronics workshop
  - Teacher's office
  - Research laboratories
- 170
  - Blower Shop
  - Mechanical workshop
  - Teachers' office
  - Research laboratories
  - Nasini Classroom

<b>Address:</b>	Via Marzolo, 1
<b>Accessibility:</b>	<ul style="list-style-type: none"> <li>• Open access elevators (<u>for building 210</u>, of the three elevators present only the right one is accessible: door width 90 cm, depth 130 cm; <u>for building 210 bis</u> accessible elevator: door width 120 cm, depth 160cm)</li> <li>• Wheelchair ramp</li> <li>• Stairlift between floor 1 building 210 and floor 1 building 210 bis</li> <li>• Accessible bathrooms</li> <li>• Studyroom</li> </ul>
<b>Note:</b>	Entrance to Building 210 needs to go through a handle door and then a sliding door. On the ground floor there is a reception and 3 elevators to reach classrooms and



	<p>laboratories. For wheelchair users, it is only possible to take the right elevator as it is wider and more spacious.</p> <p>To reach the classrooms on the ground floor, and the library (building 210 bis) you have to go through the inner courtyard. Upon entering the courtyard, you have to turn right (photos 3 and 4) and then, right again: there is a ramp to enter the building (photo 5).</p> <p>From the courtyard you can access a study room that is accessible to people with disabilities.</p> <p>The two buildings are connected to each other on floor 1 by 5/6 steps; there is a stair lift for wheelchair users.</p> <p>In building 210 bis the bathroom for people with disabilities is located on the ground floor, while in building 210 it is located on the second floor in front of the elevators.</p> <p>Students can call the number given in the contact section below in case support is needed.</p>
<b>Contact:</b>	049 8275051 (Reception)



Photo 1: entrance to DiSC from Via Marzolo, 1



Photo 2: inner courtyard for the entrance to the ground floor classrooms (I - L1 - L2 - M)



Photo 3: inner courtyard for the entrance to the ground floor classrooms (first turn to the right)



Photo 4: inner courtyard for the entrance to the ground floor classrooms (second turn to the right)



Photo 5: entrance to ground floor classrooms





## HUMAN SCIENCE AREA

### 1 - De Claricini Palace

<b>Address:</b>	Via Melchiorre Cesarotti 10/12
<b>Accessibility:</b>	<ul style="list-style-type: none"><li>• Wheelchair ramp</li><li>• Open access elevator (door width 80 cm, depth 140 cm)</li><li>• Accessible bathroom</li></ul>
<b>Note:</b>	<p>The elevator can be taken independently, but if help is needed the reception is available. The main entrance is accessible and should also be used as an exit (photo 1). Ramp present for access to the back parking lot/garden (photo 2).</p> <p>On the ground floor there are accessible bathrooms divided into male and female and one reserved for staff. On the first floor there is another accessible bathroom.</p> <p>Students can call the number given in the contact section below in case support is needed.</p>
<b>Contact:</b>	049 827 4302 (Reception)





Photo 1: entrance door to the building  
(both entrance and exit)



Photo 2: ramp for access to the garden  
and parking area

## 2 - Ex ECA Palace

<b>Address:</b>	Via Obizzi, 21/23
<b>Accessibility:</b>	<ul style="list-style-type: none"><li>• Entrance accessible from Via San Martino e Solferino, 91/A</li><li>• Open access elevator to the first floor (door width 80 cm, depth 135 cm)</li><li>• Accessible bathroom on ground floor (it's located in men's bathroom)</li><li>• Quiet room</li></ul>
<b>Note:</b>	<p>The main entrance is not accessible, you have to go through the door at Via San martino e Solferino (there is a small step), you have to ring the bell (see photo 1). The open access elevator is located to the right of the secondary entrance (photo 2) and leads to the first floor; a key is needed to access the Education Museum (second floor). The width of the elevator door is 80 cm as well as the two side walls leading to the elevator entrance.</p> <p>It is better to be accompanied as the hallways are narrow, so it is difficult to move around independently. The reception is not always able to help students with disabilities, it only does it in exceptional cases.</p> <p>There is an adjustable table in the building which is moved if needed. The computer room is not very spacious and the adjustable table cannot be placed, but there is a support table and the desks are not too low.</p> <p>There's a <b>Quiet room</b> (for booking it is recommended to send an email to the reception with the Department on copy <a href="mailto:dip.fisppa@unipd.it">dip.fisppa@unipd.it</a>). It is located in Room 31, on the 1° floor. <sup>[1]</sup><sub>[SEP]</sub></p> <p>Opening hours: Monday to Friday from 8.30 AM to 6 PM. There are 1 table and 4 chairs available.</p>

	Students can call the number given in the contact section below in case support is needed.
<b>Contact:</b>	0498274785 (Reception) portineria.fisspa@unipd.it



Photo 1: secondary entrance from via San Martino e Solferino 91, ring the bell on the right



Photo 2: Elevator entrance, the side walls measure 80 cm

### 3 - Maldura Palace

<b>Address:</b>	Piazza Folena, 1
<b>Accessibility:</b>	<ul style="list-style-type: none"><li>• Wheelchair ramp</li><li>• Open access elevator (door width 80 cm, depth 115 cm)</li><li>• Accessible bathroom (1° floor)</li></ul>
<b>Note:</b>	<p>The reception desk is located on the right. To reach it there is a ramp. On the left, there is the access for Scattola Hall, again there are ramps to facilitate entry for people in wheelchair.</p> <p>The seminar room is not wheelchair accessible.</p> <p>To reach the hall, which is on the 1° floor, there are stairs, or there is the option of taking the elevator located near the entrance to Scattola Hall. During these movements you will need the help of a person to open the doors, especially on the first floor, due to the presence of fire doors.</p> <p>Students can call the number given in the contact section below in case support is needed.</p> <p><i>There are two study rooms available in the Scattola Hall:</i></p> <p><b>MALDURA Study Room</b></p> <p>16 seats</p> <p>Opening Hours: Monday to Friday from 7.30 AM to 8 PM</p> <p>Equipped with: WiFi (Eduroam)</p> <p><i>Space dedicated to group or collaborative study</i></p> <p><b>MALDURA (Maldura Palace)</b></p> <p>22 seats</p> <p>Opening Hours: Monday to Friday from 7.30 AM to 8 PM</p> <p>Equipped with: WiFi (Eduroam)</p>

**Contact:**

3312340549 (Reception)



Photo 1: Maldura palace's atrium



Photo 2: directions, on the right there is also the reception





Photo 3: ramp to access an atrium, at the bottom lies Scattola Hall



Photo 4: Scattola room at the back, while on the right there is the elevator

## 4 - Calfura Palace

<b>Address:</b>	Via Calfura, 17
<b>Accessibility:</b>	<ul style="list-style-type: none"><li>• Accessible entrance from Piazzetta g. Folena 1</li><li>• Open access elevator, freight elevator type (door width 100 cm, depth 140 cm)</li><li>• Accessible bathroom</li></ul>
<b>Note:</b>	<p>Once you pass the small square, the entrance is on the left, past the bike parking area (see photos 1 and 2). The exit is also accessible, there is a ramp (see photo 4). The elevator, a freight elevator type, can be used independently and it is located next to the exit (see photo 3).</p> <p>The accessible bathroom, reserved for people with disabilities, is located to the left as you enter the building.</p> <p>Students can call the number given in the contact section below in case support is needed.</p>
<b>Contact:</b>	3312340549 (Reception)



Photo 1: road to reach the entrance located on the left, beyond the building



Photo 2: building entrance



Photo 3: elevator



Photo 4: exit to Maldura Palace

## 5 - Bo Palace

<b>Address:</b>	Via 8 Febbraio 1848, 2
<b>Accessibility:</b>	<ul style="list-style-type: none"><li>• Access ramp to reach classrooms</li><li>• Open access bathroom: 2° floor, 3° floor, -1° floor, ground floor</li></ul> <p>There are several elevators but only two are accessible:</p> <ul style="list-style-type: none"><li>• In the classroom's building there's a one key-access elevator (door width 90 cm, depth 150 cm)</li><li>• Open access elevator to reach Aula Magna, graduation gallery and rectory (door width 80 cm, depth 135 cm)</li></ul>
<b>Note:</b>	<p>Entering from the new courtyard of Palazzo Bo, following the cloister porch to the right, still on the right there is the reception (open from 7 a.m. to 8 p.m.). To access the reception there is a step that is difficult for wheelchair users to climb, you can ask for support from the Civis operators in the reception next door for access to the classrooms as well.</p> <p>From the reception you can access to an elevator that leads to the first floor (on the bar side), the rectory, the aula magna, and the graduate gallery. To enter, it is necessary to contact the reception desk to have the door opened directly in front of the elevator entrance and avoid taking the step.</p> <p>The upper floors of the bar side of the building are not accessible through the elevator, since it's very small, its depth is 75 cm. To reach these floors, it is necessary to take the elevator located in the classroom side.</p> <p>The access door to the classrooms (that's at the top of the ramp) is locked from the inside, so it is the receptionist who has to open it. People in wheelchairs are advised to notify the reception so</p>

they can provide support while moving if you are unaccompanied.

Once you entered we find, in order, on the left: the Mocenigo classroom, Valente classroom, at the end of the corridor the front office (approximate opening hours: from 9 AM to 4:45 PM). From the front office, turning left, we find: classroom C, classroom E, and Ederle classroom. If, on the other hand, we turn right from the front office, we find in order: classroom de Ponti, classroom d'Ayala, classroom Omizzolo, and classroom Giuseppe Gabbin. On the left of the latter classroom, there are the student office, the junior tutor office and the elevator, which requires a key to be asked the reception at the entrance.

Keeping the office behind, on the right side of the cloister we find classroom L and a study room (a bit small, there are no chairs but benches, not accessible for wheelchair users).

The Department of International Law is not accessible for wheelchair users (there are only stairs).

Students can call the number given in the contact section below in case support is needed.

Open access toilets:

- 2° floor: exiting the elevator, go left, on the right there are the bathrooms (inside also accessible bathroom)
- 3° floor: exiting the elevator, go left. To reach the bathroom there are stairs to walk down, there is a freight elevator
- -1° floor: exiting the elevator, go left
- ground floor: after the reception desk on the right (before the access to the study room)

There are two study rooms in the new courtyard, but they are not accessible for wheelchair users as there are heavy benches that are difficult to move.



**Contact:**

049 827 3347 (Front Office)

049 827 3300 (Reception)



Photo 1: access ramp to classrooms located to the left of the entrance



Photo 2: reception entrance

## 6 - Liviano Palace

<b>Address:</b>	Piazza Capitaniato, 7
<b>Accessibility:</b>	<ul style="list-style-type: none"><li>• Accessible entrance from Liviano Library in Capitaniato Square, 5</li><li>• Badge-enabled elevator (door width 90 cm, depth 140 cm)</li><li>• Accessible bathroom</li></ul>
<b>Note:</b>	<p>To access it is necessary to enter from the library, which has an access ramp (see photo 1) and then call the Reception (0498274698) to have the door that connects the two facilities opened. As compared with the main entrance, the library is on the left side, past the building (near the Valaresso arch).</p> <p>There are study rooms on the second floor, but the desks are 60 cm high from the floor so a wheelchair may not fit.</p> <p>There are two accessible bathrooms on the second floor. One can be reached from the main elevator if you press number 3. Once you exit the elevator, the bathroom is located a little further to the left and has a sliding door.</p> <p>The second bathroom is also located on the second floor in the professors' study area, but it is not accessible for wheelchair users, since the study room and the professors' area are separated by a few steps. There is a ramp planned for the future but now it has yet to be made. To get to this area of the building you need to enter from Accademia street (badge required), or you can take the main elevator, get to floor -1, follow a marked path (wheelchair accessible) and take the Accademia street elevator and get to the second floor.</p> <p>Students can call the number given in the contact section below in case support is needed.</p>

**Contact:**

0498274698 (Reception)



Photo 1: library access ramp



Photo 2: access door between the library and the building

## 7 - ROOM OF GIGANTI - ROOM OF CARLO DIANO (Liviano Palace)

<b>Accessibility:</b>	<ul style="list-style-type: none"> <li>• Badge-enabled elevator (door width 90 cm, depth 140 cm)</li> </ul>
<b>Note:</b>	<p>To access you must take the elevator inside the Liviano building, follow for Sartori Hall, cross the hall until you reach a door, from there, a corridor starts leading to the Hall of the Giants and the Carlo Diano Hall. A badge is required for the elevator.</p> <p>Students can call the number given in the contact section below in case support is needed.</p>
<b>Contact:</b>	333 6622264 (Reception)



Photo 1: directions to Sartori Hall, just out of the elevator (second floor)



Photo 2: Sartori room and access door to the hallway



Photo 3: end of the hallway (if you go straight you enter Diano Hall, while if you go right you enter the Hall of the Giants)



## 8 - Capitanio Palace

<b>Address:</b>	Piazza Capitaniato, 3
<b>Accessibility:</b>	<ul style="list-style-type: none"><li>• Wheelchair ramp</li><li>• Open access elevator (door width 80 cm, depth 125 cm)</li><li>• Accessible bathroom (ground floor)</li></ul>
<b>Note:</b>	<p>The entrance is accessible from a door in Arco Valaresso court; you have to ring the bell to be opened from the receptionist (see photos 1 and 2).</p> <p>The path that leads to the classrooms is well marked but it is necessary to do a part outdoor.</p> <p>The accessible bathroom is located on the ground floor. To access it, you need to request the keys at the reception.</p> <p><b>ROOM OF EDICOLE:</b> to access the Room of Edicole, you have to take the elevator inside the Capitanio building and go up to the second floor, then there are directions to the hall.</p> <p>Students can call the number given in the contact section below in case support is needed.</p>
<b>Contact:</b>	049 8274534 (Reception)



Photo 1: road leading to the entrance door (Valaresso arch)



Photo 2: entrance door (Valaresso arch) with bell

## 9 - Slavic Philology Building - Beldomandi

<b>Address:</b>	Via Beldomandi, 1
<b>Accessibility:</b>	<ul style="list-style-type: none"><li>• Small step in the main entrance, help needed to access</li><li>• Accessible bathroom (ground floor)</li></ul>
<b>Note:</b>	<p>Adjustable tables are missing and there is no place to put them either. If a student in wheelchair wants to attend the class, there is no desk available.</p> <p>There is an accessible bathroom located on the ground floor but it is not in good condition, the toilet seat is broken and also the side handle for leaning.</p>
<b>Contact:</b>	0498278660 (Reception)



Photo 1: building entrance, with small step

## 10 - Luzzatto Dina Palace

<b>Address:</b>	Via del Vescovado, 30
<b>Accessibility:</b>	<ul style="list-style-type: none"><li>• Accessible entrance</li><li>• Open badge elevator for classrooms (door width 80 cm, depth 150 cm)</li><li>• Badge-enabled elevator for the library</li><li>• Accessible bathroom (1° floor)</li><li>• Height-adjustable tables</li></ul>
<b>Note:</b>	<p>Entering from via del Vescovado 30, on the left there is the reception, going straight ahead you reach an iron gate, turning left there is the entrance to the teaching rooms. Entering the building, going straight ahead, there is an elevator on the right to reach the other floors.</p> <p>There is a small food and drinks area on the ground floor where there are easily accessible tables and chairs.</p> <p>The accessible bathroom is located on the 1° floor.</p> <p><u>To access the library:</u> entering from via del Vescovado 30, going straight ahead you reach an iron gate, turning right there is the entrance to the library intended for those who need to use the elevator. It is necessary to be accompanied by the receptionists because you need a key for the door and the elevator.</p> <p>In order to exit the library you have to ask the receptionist to unlock the elevator and the door.</p> <p>The desks of the library are accessible to everyone.</p> <p>Students can call the number given in the contact section below in case support is needed.</p>

**Contact:**

049 827 8501 (Front office)




Photo 1: building entrance, iron gate can be glimpsed in the background. On the left you reach the classroom and the reception, on the right the library entrance



## 11 - Palazzo Jonoch Gulinelli

<b>Address:</b>	Via del Vescovado, 30
<b>Accessibility:</b>	<ul style="list-style-type: none"><li>• Wheelchair ramp</li></ul>
<b>Note:</b>	<p>You enter through the same entrance as Palazzo Luzzatto Dina, but you have to cross the courtyard; a problem could be the presence of cobblestones. There are only offices inside. If the gate is open you can also enter from behind the cathedral.</p> <p>Students can call the number given in the contact section below in case support is needed.</p>
<b>Contact:</b>	049 827 8501 (Front office)



Photo 1: forecourt and entrance door

## 12 - Ca' Borin

<b>Address:</b>	Via del santo, 22
<b>Accessibility:</b>	<ul style="list-style-type: none"><li>• Wheelchair ramp</li><li>• Accessible bathroom (ground floor)</li><li>• Library not accessible for people with motor disability</li></ul>
<b>Note:</b>	<p>The library on the first floor is not accessible for students in wheelchair (there is an elevator but it is very small). In case of need you can call the librarians who will come down to bring/pick up the books.</p> <p>The accessible bathroom is located on the ground floor. Access is provided by a ramp.</p> <p>There is no reception.</p>
<b>Contact:</b>	049 8271515 (Library)



Photo 1: access ramp to a classroom on the ground floor

## 13 - Wollemborg Palace (Geography area)

<b>Address:</b>	Via del Santo, 26
<b>Accessibility:</b>	<ul style="list-style-type: none"><li>• Wheelchair ramp</li><li>• Open access elevator (door width 80 cm, depth 120 cm)</li><li>• Accessible bathroom</li></ul>
<b>Note:</b>	<p>The elevator can only be used with a key/badge. The building is accessible and there are wheelchair ramps in order to enter the building and the classrooms. The doors are narrow, you need to open both doors (the reception is available to help).</p> <p>The bathroom is located to the left of the Adriatic room, the door opens outward onto a narrow corridor; therefore, it can be difficult to access.</p> <p>The hallway is in communication with the reception desk.</p> <p>Students can call the number given in the contact section below in case support is needed.</p>
<b>Contact:</b>	049 827 4072 (Reception)



Photo 1: entrance on via del Santo, 26



## 14 - Wollemborg Palace SPGI

<b>Address:</b>	Via del Santo, 28
<b>Accessibility:</b>	<ul style="list-style-type: none"><li>• Accessible only from Via del Santo, 26 for people in wheelchair</li><li>• Badge-enabled elevator (door width 90 cm, depth 150 cm)</li><li>• Open access elevator to reach classroom M (door width 90 cm, depth 130 cm)</li></ul>
<b>Note:</b>	<p>To access the bathroom, it is necessary to go to the reception and ask for the keys (you have to walk a stretch of road outside to get to the bathroom door) (see photo 1).</p> <p>The door to access the garden and the toilet is heavy, however, you are usually accompanied by staff (in case of rain you can use the bathroom in the geographic area since it is indoor).</p> <p>To access Classroom M there is an elevator, good lift type, the hand control is a bit low and you need to hold down the floor button, furthermore to enter there is a small step. It is located in the outdoor area and it is necessary to make a stretch of uncovered road (see photo 2).</p> <p>Students can call the number given in the contact section below in case support is needed.</p>
<b>Contact:</b>	0498274000 (Reception)



Photo 1: path to the disabled bathroom located behind that door



Photo 2: path to reach the freight elevator (classroom M) located behind the stairs

## 15 - Ruzante Theater

<b>Address:</b>	Riviera Tito Livio, 45
<b>Accessibility:</b>	<ul style="list-style-type: none"> <li>• Wheelchair ramp</li> <li>• Accessible bathroom</li> </ul>
<b>Note:</b>	<p>On via del Padovanino there is a wheelchair ramp. The door only opens from the inside and there is no bell. You have to notify the political science receptionist in advance so that they will arrange it.</p> <p>The bathroom is located at the back of the classroom on the left.</p> <p>There is no elevator to access the theater gallery.</p> <p>Students can call the number given in the contact section below in case support is needed.</p>
<b>Contact:</b>	049 827 4000 (Reception)



Photo 1: access ramp for secondary door on via del Padovanino