

ERASMUS+ FOR STUDIES AND SEMP APPLICATION AND ACCEPTANCE INSTRUCTIONS ON UNIWEB

Before filling in the application form on Uniweb, we recommend that students carefully read the call for applications through the following link:

- **Erasmus+ for Studies Programme** (both Europe and beyond Europe): <http://www.unipd.it/en/erasmus-studies-out>
- **SEMP Programme**: <https://www.unipd.it/semp>
- **ULISSE call for mobility overseas** (please refer to specific instructions to apply): <http://www.unipd.it/ulisse>

Destination universities are available in the new interactive platform:

<http://www.unipd.it/mobility-agreements>

Should students encounter any problems with the application procedure or not receive a confirmation email, they should email domanda.erasmus@unipd.it before the deadline, specifying their name, surname, registration number and degree course. The helpdesk is available during office hours on working days.

You can fill in the application form only after having decided on the Partner Universities you wish to apply for. The following information is required:

- 1) the **Erasmus code** of the Partner University
- 2) the **Field of study** (ex. 0311 - Economics)
- 3) the Surname of the **Italian Erasmus Coordinator** (so-called *Responsabile di flusso*)

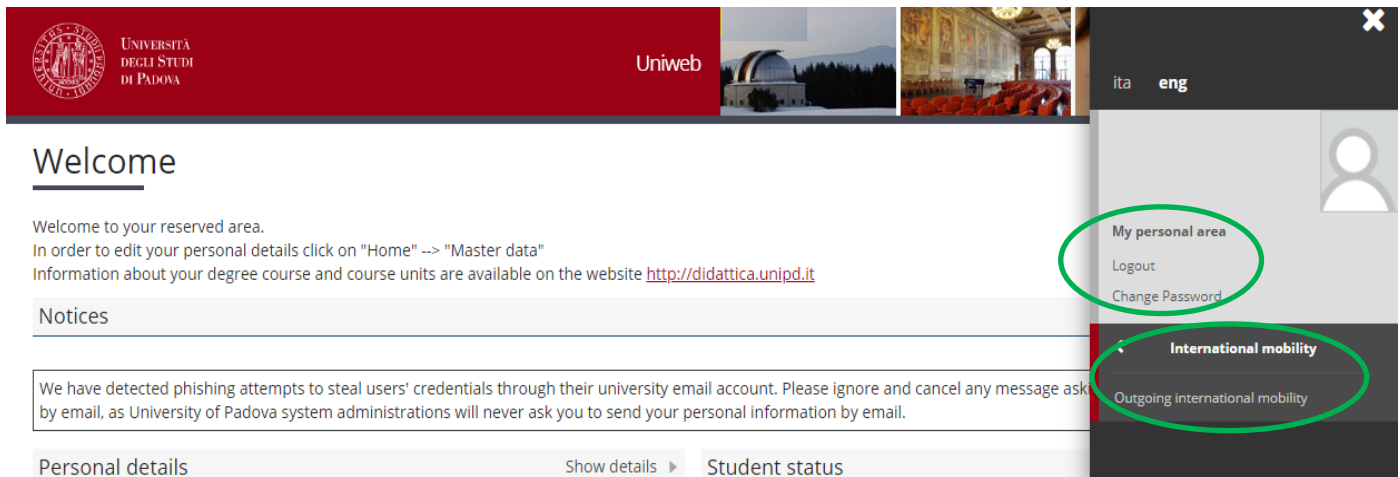
You can only apply for the list of Partner Universities of your School / Department (for example, students attending a Bachelor degree in Statistics for Economics and Business can choose among the Partner Universities offered by the Department of Statistical Sciences in the School of Science).

There is a single SEMP Call and *Erasmus+ beyond Europe Call* in which students can see only the available Universities according to their School and/or Department.


We recommend that students check the list of successfully passed exams and the weighted average in their online booklet.

It is recommended to use the following browsers: Chrome, Microsoft Edge, Firefox.

- 1) Log in with your Uniweb username and password and click on “Outgoing International Mobility” under the heading “International Mobility” (from the menu on your right);










































- 2) Once you are in the system, make sure that “Exchange Programs” has been selected in the “Mobilty Area” window. At this stage, the available calls will be displayed. Please note that the calls available are the ones **unlocked** referring to the **a.y. 2023**.


The icon  connects directly to the webpage containing the call’s general information and the list of the available Partner Universities (you should have consulted this information before starting the online application procedure).

Click on the icon  to start filling in the application form.

PROGRAMMA ERASMUS

A.A.	Num. bando	Titolo	Stato bando	Stato iscr.	Azioni
2022	615	Erasmus+ SCUOLA DI AGRARIA E MEDICINA VETERINARIA			 
2022	616	Erasmus+ SCUOLA DI ECONOMIA E SCIENZE POLITICHE - ECONOMIA Triennali			 
2022	617	Erasmus+ SCUOLA DI ECONOMIA E SCIENZE POLITICHE - ECONOMIA Magistrali			 
2022	618	Erasmus+ SCUOLA DI ECONOMIA E SCIENZE POLITICHE - Dipartimento SPGI			 
2022	619	Erasmus+ SCUOLA DI GIURISPRUDENZA			 
2022	620	Erasmus+ SCUOLA DI INGEGNERIA			 
2022	621	Erasmus+ SCUOLA DI MEDICINA E CHIRURGIA - Area MEDICA			 
2022	622	Erasmus+ SCUOLA DI MEDICINA E CHIRURGIA - Dip. SCIENZE DEL FARMACO			 
2022	623	Erasmus+ SCUOLA DI PSICOLOGIA			 
2022	624	Erasmus+ SCUOLA DI SCIENZE - Area SCIENZE			 
2022	625	Erasmus+ SCUOLA DI SCIENZE UMANE, SOCIALI E DEL PATRIMONIO CULTURALE			 
2022	626	Erasmus+ SCUOLA DI SCIENZE - Dipartimento di SCIENZE STATISTICHE			 
2022	627	Erasmus+ oltre l'Europa			 

3) Once you enter the page concerning the Call for mobility, you will find a summary of all the stages of your application. Application is carried out in three steps: **1)** fill in the application form; **2)** upload the application attachments; **3)** confirm the application to the call.

ATTENTION: it is very important to follow all the steps and check that the icon  is present.


In the application form the complete list of Partner Universities is available. For each of them, the name of the Italian Erasmus Coordinator (*Responsabile di flusso*), the number of scholarships available, the number of months of the study period and the link to the Partner University's main website are provided. Nevertheless, you are kindly invited to consult all of this information before applying refer to:

<http://www.unipd.it/mobility-agreements>

International Mobility








On this page you can fill in the application form and follow all the steps of the application process, of the mobility period and the learning agreement.

Call details




Title	Erasmus+ SCUOLA DI SCIENZE UMANE, SOCIALI E DEL PATRIMONIO CULTURALE
Deadline for applications	from 02/03/2021 10:00 to 16/03/2021 13:00
Further information	 view call details

International Outgoing Application

You are not registered.

Application Stage	Activity	Information	Application Status
Call registration	1 Filling in the Application form	Mandatory	
	2 Upload Attachments for Application	Mandatory	
	3 Confirmation of application	Mandatory	
Place confirmation	4 Ranking publication		
	5 Awarded place confirmation	Mandatory	
	6 Learning Agreement Compilation	Mandatory	
	7 Upload at the end of mobility period	Mandatory	

Key:

-  open activity
-  blocked activity
-  completed activity
-  further information

You must click on "Fill in the form" to begin your application.

1 - Filling in the Application form



You have not filled out your application yet



- 4) Fill in the "Requirements" section, select and eventually choose your order of preference for the Partner Institutions and state your language proficiency.

Requirements	
WARNING: to continue, you must confirm that you meet the mandatory requirements	
<input checked="" type="checkbox"/>	Dichiara di aver preso visione delle norme che regolano il bando - I hereby declare that I have read the terms and rules regulating the present call (Mandatory requirement)
<input type="checkbox"/>	Dichiara che frequenterà un periodo di studio all'estero per esami - I hereby declare to attend a study period abroad for exams
<input type="checkbox"/>	Dichiara che frequenterà un periodo di studio all'estero per ricerca/tesi - I hereby declare to attend a study period abroad for research/final project
<input type="checkbox"/>	Dichiara che frequenterà un periodo di studio all'estero per studio/tirocinio - I hereby declare to attend a study period abroad for study/practical training
<input type="checkbox"/>	Dichiara di essere studente con disabilità - I hereby declare I am a student with a declared disability/special need
<input type="checkbox"/>	Dichiara di aver usufruito in precedenza di una mobilità LLP Erasmus/Erasmus+ Studio - I hereby declare that I have already taken a LLP Erasmus/Erasmus+ for studies grant
<input type="checkbox"/>	Dichiara di aver usufruito in precedenza di una mobilità LLP Placement/Erasmus+ TRAINEESHIP - I hereby declare that I have already taken a LLP PLACEMENT/Erasmus+ for traineeship grant

"REQUIREMENTS"

- It is mandatory to check "Declares that he/she saw the terms and rules regulating the present call".
- You can declare your **disability**.
- Students that have already participated or are participating in a mobility Programme (LLP/Erasmus for studies, Erasmus+ for Studies, LLP/Erasmus placement or Erasmus+/Traineeship or LLP/Leonardo) must state this.

Select your preference

University name - ISCID code - Area - Coordinator - study level	Preference	Erasmus code	Language	Foreign Coordinator
Karl-Franzens-Universität Graz - 042 - Law - GAROFALO Luigi - ciclo 1	1	A GRAZ01	TEDESCO	
Leopold-Franzens Universität Innsbruck - Faculty of Law - 042 - Law - GIROLAMI Matilde - ciclo 1, 2		A INNSBRU01	TEDESCO	
Universitaet Salzburg - 042 - Law - GAROFALO Luigi - ciclo 1	3	A SALZBUR01	TEDESCO	
Vrije Universiteit Brussel - 042 - Law - TOPO Adriana - ciclo 1, 2		B BRUSSEL01	INGLESE	
Katholieke Universiteit Leuven - Faculty of Law - 042 - Law - GATTINI Andrea - ciclo 1, 2		B LEUVEN01	INGLESE	
Universite' Catholique de Louvain - 042 - Law - GATTINI Andrea - ciclo 1, 2		B LOUVAIN01	FRANCESE	
Humboldt-Universität zu Berlin - Faculty of Law - 042 - Law - GAROFALO Luigi - ciclo 1, 2	2	D BERLIN13	TEDESCO	
Humboldt-Universität zu Berlin - Faculty of Law - 042 - Law - GATTINI Andrea - ciclo 1, 2		D BERLIN13	TEDESCO	
Alb.Ludw. Univer. Freiburg - Rechtswissenschaftliche Fakultät - 042 - Law - GATTINI Andrea - ciclo 1, 2		D FREIBUR01	TEDESCO	
Universität Greifswald - 042 - Law - GATTINI Andrea - ciclo 1		D GREIFS01	TEDESCO	
Martin-Luther-Universität Halle-Wittenberg - Institute of Law - 042 - Law - GATTINI Andrea - ciclo 1		D HALLE01	TEDESCO	
Universität Leipzig - 042 - Law - GATTINI Andrea - ciclo 1		D LEIPZIG01	TEDESCO	
L.-Maximilians Universität München - 042 - Law - GAROFALO Luigi - ciclo 1, 2		D MUNCHEN01	TEDESCO	
L.-Maximilians Universität München - 042 - Law - GATTINI Andrea - ciclo 1, 2		D MUNCHEN01	TEDESCO	
Westfälische Wilhelms-Universität Münster - 042 - Law - GAROFALO Luigi - ciclo 1		D MUNSTER01	TEDESCO	
Universität des Saarlandes - 042 - Law - GAROFALO Luigi - ciclo 1, 2, 3		D SAARBRU01	TEDESCO	

GRAZ Evidenzia Maiuscole/minuscole Eserole intere Corrispondenza 1 di 3

"SELECT YOUR PREFERENCE"

- You are now required to rank the Partner Institutions in order of preference, up to 2 or 3 as permitted by your School / Department. It is not mandatory to choose 2 or 3 Partner Institutions.
- The Ctrl+F command will help you to find your favourite Partner Institution.

Erasmus+ for Studies Beyond Europe and SEMP calls: you can only choose ONE Partner Institution, regardless of your School / Department

Linguistic knowledge

FRENCH, GERMAN, SPANISH, PORTUGUESE, ENGLISH

Indicate the language level basing on the preferences you indicated

TEDESCO	A0 - nessuna conoscenza
INGLESE	
FRANCESE	B1 - B1 - livello intermedio
PORTOGHESE	
SPAGNOLO	

Further information

Additional declarations
(other exams taken or
other language skills):

Merit indicators

Weighted average 28.2

Counted exams 8

Credits 63

Next Cancel

“LANGUAGE PROFICIENCY”

On the same page it is **compulsory** that you state your language proficiency, on the basis of the Common European Framework of Reference for Languages: Learning, Teaching, Assessment (**CEFR**).

The language required by the Partner Institution is specified in the column Language.

SEMP call: for Universities established in the Italian-speaking area of Switzerland it is not mandatory to state your language proficiency

“ADDITIONAL DECLARATIONS”

In the free text box you can write:

- the reasoning for your choice of Partner Institution
- any additional language proficiency (for example: if you choose a Spanish Partner Institution you have to declare your Spanish proficiency above, but you could also state your English proficiency in this box).
- your degree grade (if not yet registered when applying)

At the end, click on **“Next”**.

It is possible to edit the application form before confirming the application by clicking on "Cancel the application". You can view the application summary by clicking on "Print draft".

1 - Filling in the Application form ✓



For any changes, the module must be cancelled and fill out again.

Declared requirements

Requirement
✓ Dichiaro di aver preso visione delle norme che regolano il bando - I hereby declare that I have read the terms and rules regulating the present call
✓ Dichiaro che frequenterò un periodo di studio all'estero per esami - I hereby declare to attend a study period abroad for exams

Places chosen

Places details	Erasmus Code	Web-site	Unipd Coordinator	Places	Duration (months)
Karl-Franzens-Universität Graz - - 0223 - Philosophy and ethics - TOMASI Gabriele - ciclo 1, 2	KARL-FRANZENS-UNIVERSITAET GRAZ		GABRIELE TOMASI	1	6
Université de Liège - - 021 - Arts - FACCIOLI Alessandro - ciclo 1, 2, 3	UNIVERSITÉ DE LIÈGE		ALESSANDRO FACCIOLI	2	10



[✗ Cancel the application](#)  [print draft](#)


5) ATTACHMENTS SECTION: upload the following documents (only the ones related to the application form):

- a) PDF copy of your **study plan proposal** (compulsory) – use exclusively the form available here: <https://www.unipd.it/en/apply-erasmus-out> (How to apply > Attachment 1 – Proposal of study activities); the exam names must be written as indicated in the foreign university's course catalogue, in their original language
- b) PDF self-certification of previous graduation obtained at other Universities abroad - use exclusively the form available here: <https://www.unipd.it/en/apply-erasmus-out> (How to apply > Self-certification).
- c) PDF of a language certificate (only if available, not compulsory)



Please note that **ONLY PDF FILES of a maximum size of 5 MB (each) are accepted**. To convert a file to PDF see the paragraph at the end of this guide.

International Outgoing Application

 Your application is **not** complete. It is necessary to upload the mandatory attachments.

Application Stage	Activity	Information	Application Status
Call registration	1 Filling in the Application form	Mandatory	✓
	2 Upload Attachments for Application	Mandatory	🔒
	3 Confirmation of application	Mandatory	🔒
Place confirmation	4 Ranking publication		🔒
	5 Awarded place confirmation	Mandatory	🔒
	6 Learning Agreement Compilation	Mandatory	🔒
	7 Upload at the end of mobility period	Mandatory	🔒

Key:

-  open activity
-  blocked activity
-  completed activity
-  further information

2 - Upload Attachments for Application

Upload the mandatory attachments to complete the application.
 You will be able to confirm the application form only once you have uploaded the compulsory attachments.

Type of document	Mandatory/Optional	Options
Proposta delle attività da fare all'estero e/o lettera per tesi/tirocinio	 mandatory	
Autocertificazione esame di lingua e/o titolo di studio estero	optional	
Certificati di lingua	optional	

  [upload a new document](#)

To upload the attachments, click on "Upload a new document".

The description of the attachments is in Italian:

- *Proposta delle attività da fare all'estero e/ lettera tesi/tirocinio* is the **activity proposal**
- *Certificati di lingua* means any language certificate with reference to the host Institution
- *Autocertificazioni esame di lingua e/o titolo di studio* means the self-certification of previous graduation obtained at another University

Attachment upload

Call detail

Title Erasmus+ SCUOLA DI SCIENZE UMANE, SOCIALI E DEL PATRIMONIO CULTURALE

Attachment detail

Default attachment

Free attachment


Description

Proposta delle attività da fare all'estero e/o lettera per tesi/tirocinio
 Certificati di lingua
 Autocertificazione esame di lingua e/o titolo di studio estero

Attachment (Max 5MByte, only PDF Format allowed)

Scegli file Nessun file selezionato

Upload **Back**



You can add or replace the attachments required before confirming the application form.

2 - Upload Attachments for Application

Upload the mandatory attachments to complete the application.
 You will be able to confirm the application form only once you have uploaded the compulsory attachments.

Type of document	Mandatory/Optional	Options
Proposta delle attività da fare all'estero e/o lettera per tesi/tirocinio	mandatory	  
Autocertificazione esame di lingua e/o titolo di studio estero	optional	
Certificati di lingua	optional	

 [upload a new document](#)


6) CONFIRM YOUR APPLICATION


You will be able to confirm the application form **ONLY** once you have uploaded all the compulsory attachments relating to the Application. It is recommended to check "Print draft" in section 1 - "Filling in the Application form" before confirming your application.


3 - Confirmation of application

Confirm the application.
After confirmation it will no longer be possible to make changes.

Back



 [Confirm your application](#)



7) Last step to complete the procedure!

Conferma iscrizione al bando

Warning!
 ATTENZIONE: Per CONFERMARE la domanda cliccare sul pulsante "conferma", per annullare l'operazione cliccare sul pulsante "Annulla". Si ricorda che confermando l'operazione i dati dell'iscrizione non saranno più modificabili.

Confirm Back

Click on "Confirm" to complete the procedure, or on "Back" if you want to go back to the previous screen. An automatic email confirming your application will be sent to your institutional email address

2014	1095	Erasmus+ SCUOLA DI SCIENZE UMANE, SOCIALI E DEL PATRIMONIO CULTURALE	🔒	●	🔍	🗨️
2014	1100	Erasmus+ OLTRE L'EUROPA	🔒		🔍	🗨️

The green spot confirms that the application procedure has been correctly completed.

International Outgoing Application

● Your application is confirmed.

Application Stage	Activity	Information	Application Status
Call registration	1 Filling in the Application form	Mandatory	✓
	2 Upload Attachments for Application	Mandatory	✓
	3 Confirmation of application	Mandatory	✓
Place confirmation	4 Ranking publication		🔒
	5 Awarded place confirmation	Mandatory	🔒
	6 Learning Agreement Compilation	Mandatory	🔒
	7 Upload at the end of mobility period	Mandatory	🔒

Key:

- 🔒 open activity
- 🔒 blocked activity
- ✓ completed activity
- 🔍 further information

Should students encounter any problems with the application procedure or not receive a confirmation email, they should email domanda.erasmus@unipd.it before the deadline, specifying their name, surname, registration number and degree course. The helpdesk is available during office hours on working days.

ATTENTION: ACCEPT THE ERASMUS/SEMP ON UNIWEB ONLY

Successful applicants (both Erasmus and SEMP) must fill in the online acceptance form on Uniweb within the deadline below:

Erasmus + for Studies in Europe and Erasmus + for Studies beyond Europe calls:

-**1st call**: successful students: **from 15th to 20st of February at 13:00**; reserved-place students: **from 22nd to 27th of February at 13:00**;

- **2nd call** - remaining places: successful students: **from 2nd of May to 7th of May at 13:00**; reserved place students **from 9th to 14th of May at 13:00**

SEMP CALL

Successful students: **from 15th to 20st of February at 13:00**; reserved-place students: **from 22th to 27th of February at 13:00**

In the event that the place is not accepted within the outlined dates, the students will automatically be considered 'not successful' and the place will be assigned to the student in the next position of the list or it will be put into the second call or remain unassigned.

An automatic email confirming your acceptance will be sent to your institutional email address (name.surname@studenti.unipd.it).

Successful students are required to read the "**Vademecum a.y. 2024/2025**" available on the "Before the mobility" webpage: <https://www.unipd.it/en/before-mobility-erasmus-out>

4 - Ranking publication

You can find the ranking data below.

Ranking "Erasmus+ SCUOLA DI ECONOMIA E SCIENZE POLITICHE - Dipartimento SPGI"

Data processing: 14/01/2021

Application number: 1

Partial score: 38.286

Recorded CFU in the booklet: 0

Status: Awarded

Place: UNIVERSITÉ DE STRASBOURG

5 - Awarded place confirmation



You are required to confirm the awarded place from 10/02/2021 10:00 to 16/02/2021 13:00

Sede UNIVERSITÉ DE STRASBOURG

Expected data of
departure:

01/09/2020



Accept

Renounce

5 - Awarded place confirmation



You are required to confirm the awarded place from 10/02/2021 10:00 to 16/02/2021 13:00

Sede UNIVERSITÉ DE STRASBOURG

Destination confirmed

Expected arrival date: 01/09/2020

In the online acceptance form you will have to define the expected date of departure (day/month/year), based on the Partner Institution academic calendar. Be aware that you can postpone the departure from the first to the second semester but you cannot shift it from the second to the first one.


The Mobility Unit Desk within your School/Department will send your nomination to the Partner Institution after the acceptance stage stating the date that you declared in this form.









The departure date has to be confirmed before the grant agreement is signed.

Once you have entered the expected date of departure, you have to accept the Erasmus or SEMP place by clicking on **“ACCEPT”**.

Afterwards, Uniweb informs you that the procedure has been correctly completed (“Awarded place confirmation”).

International Outgoing Application

 Your application is confirmed.

Application Stage	Activity	Information	Application Status
Call registration	1 Filling in the Application form	Mandatory	
	2 Upload Attachments for Application	Mandatory	
	3 Confirmation of application	Mandatory	
Place confirmation	4 Ranking publication		
	5 Awarded place confirmation	Mandatory	
	6 Learning Agreement Compilation	Mandatory	
	7 Upload at the end of mobility period	Mandatory	

An automated email confirming your acceptance will be sent to your institutional email address (name.surname@studenti.unipd.it).

HOW TO CREATE A PDF FILE

You can only attach PDF files of a maximum size of 5 MB each.

How to create a PDF file:

- 1) scan the document
- 2) convert the file to PDF, by using a proper conversion program.

DO NOT:

- a. modify the file extension!
- b. protect the file or set any password to limit the access

INSTEAD :

- 3) use the commands “Save as...PDF or XPS” or “Print” PDF of the word processor installed in your computer (Mac and Windows).
- 4) use free programs, such as <http://www.pdfforge.org/pdfcreator> (Windows) or <https://www.sodapdf.com/word-to-pdf/> .

NOTE: JPEG, TIFF, BMP, GIF files can be converted to PDF format through websites that do not require installation, such as <http://www.apowersoft.it/immagine-a-pdf-gratis-online>, <http://www.convertimagnetopdf.net>, <http://jpg.smallpdf.com/it> .