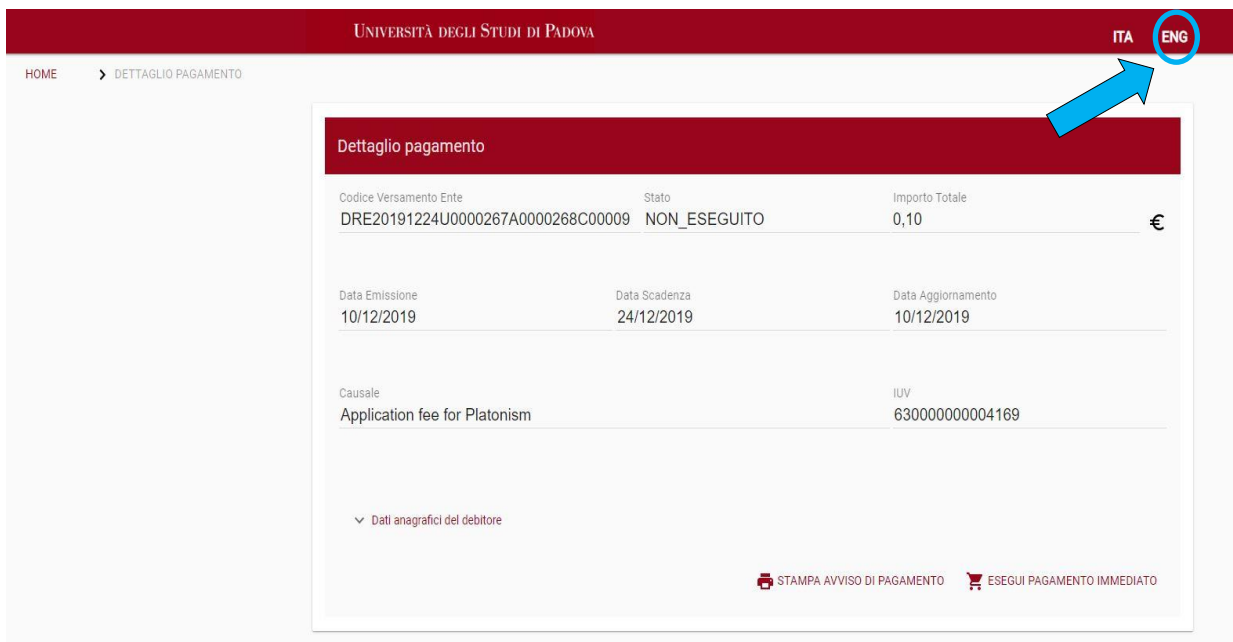


Admission fee payment procedure

By clicking on the payment link you received by email, you will be redirected to the payment platform. On the top right you can choose to see the platform in *English*:



UNIVERSITÀ DEGLI STUDI DI PADOVA

HOME > DETTAGLIO PAGAMENTO

ITA **ENG**

Dettaglio pagamento

Codice Versamento Ente	Stato	Importo Totale	
DRE20191224U0000267A0000268C00009	NON_ESEGUITO	0,10	€

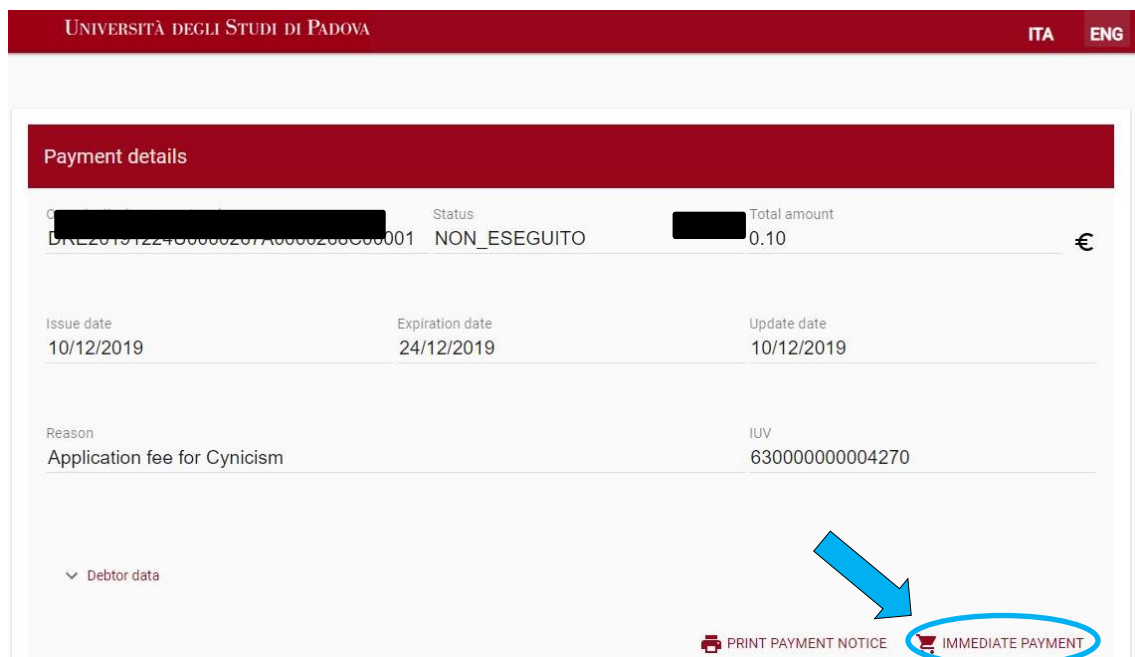
Data Emissione	Data Scadenza	Data Aggiornamento
10/12/2019	24/12/2019	10/12/2019

Causale	IUV
Application fee for Platonism	630000000004169

▼ Dati anagrafici del debitore

STAMPA AVVISO DI PAGAMENTO ESEGUI PAGAMENTO IMMEDIATO

The platform will show you the payment details. Please click on **“IMMEDIATE PAYMENT”**, on the bottom right of the page:



UNIVERSITÀ DEGLI STUDI DI PADOVA

ITA ENG

Payment details

Codice Versamento Ente	Status	Total amount	
DRE20191224U0000267A0000268C00001	NON_ESEGUITO	0,10	€

Issue date	Expiration date	Update date
10/12/2019	24/12/2019	10/12/2019

Reason	IUV
Application fee for Cynicism	630000000004270

▼ Debtor data

PRINT PAYMENT NOTICE IMMEDIATE PAYMENT

In the following form you can either indicate your e-mail address and click on “**PROCEED**” to receive a notification, or simply click on “**PROCEED WITHOUT NOTIFICATION**”:

Info

Please input your e-mail address in order to receive a notification mail when payment is completed. If no notification is needed, click the Proceed without notification button.

E-mail* 0 / 256

PROCEED WITHOUT NOTIFICATION PROCEED

The following pop-up will open. You may choose *English* as the language of the platform by clicking on the language menu

1)

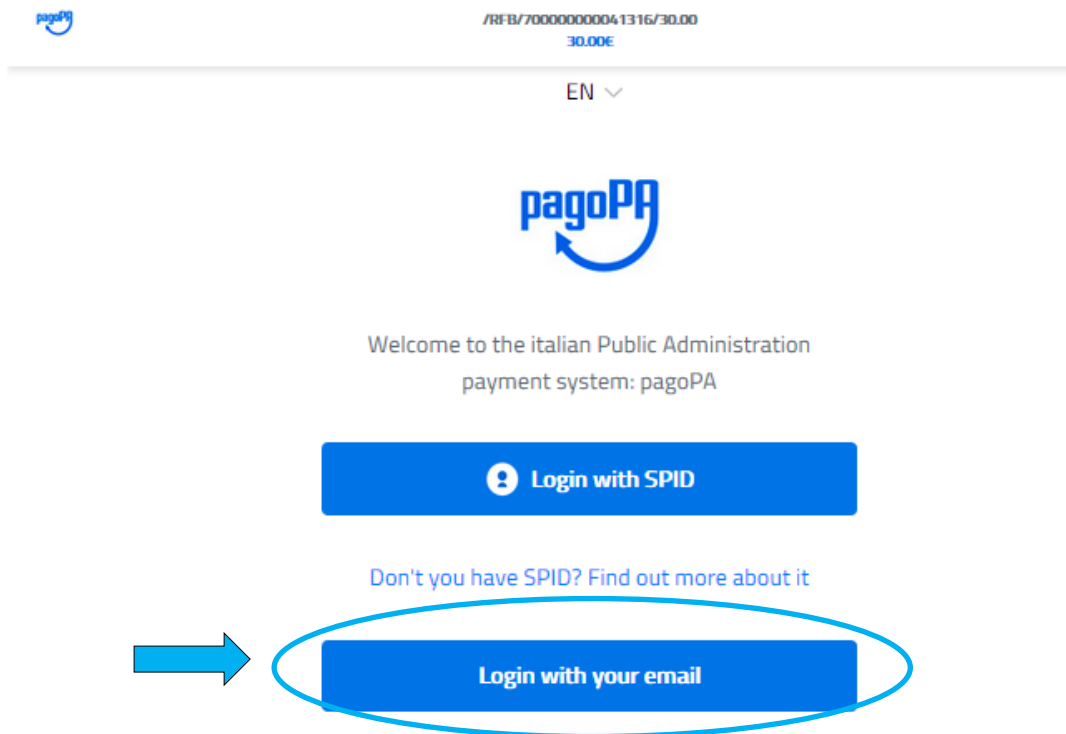


2)

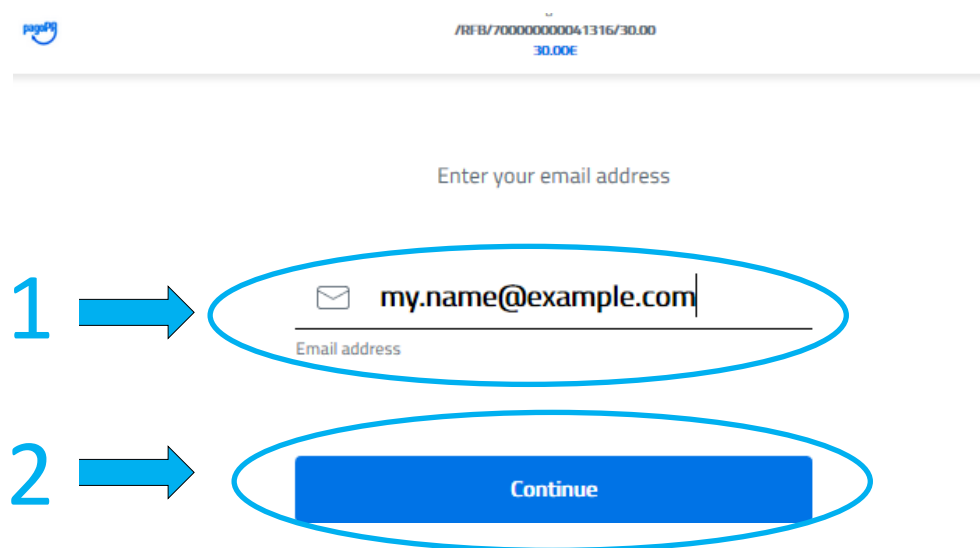


WARNING: if you are a **Safari** user (Apple) or you get an **'Invalid credentials'** error, you have to **ENABLE cross-site cookies of your browser** to proceed to next step.

Click on **"Login with your email"**:



Type your email address (1) and then click on **"Continue"**(2):



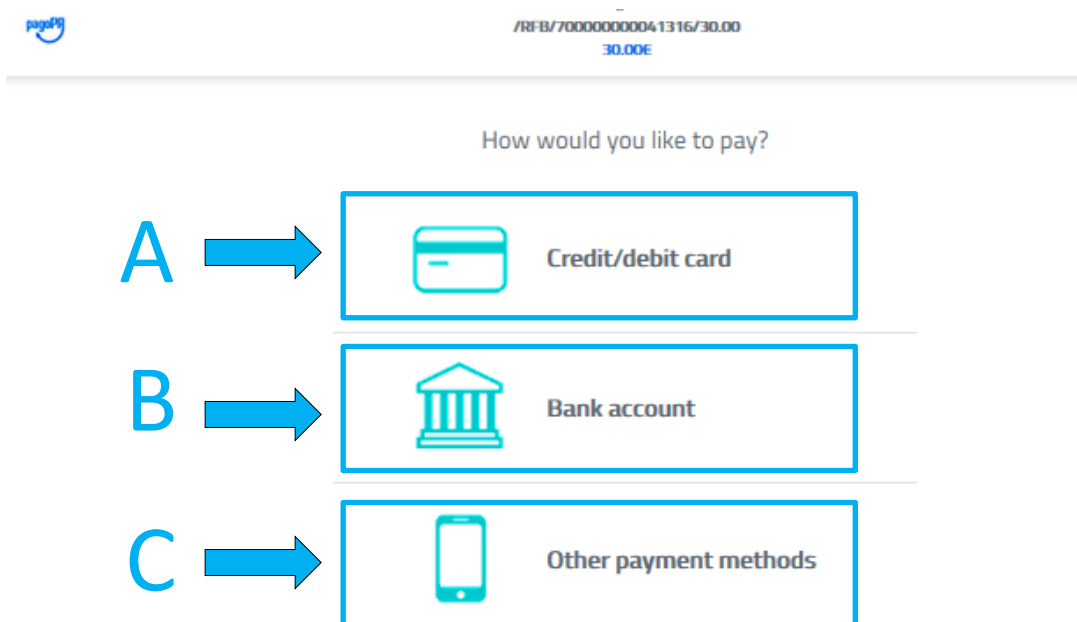
On next page, be sure that the box next to “I agree with the Privacy Policy” is checked (1) and then click on “Continue” (2):



On next page, you will have to choose how you would like to pay: by Credit/debit card (A), Bank account (B), other payment methods (C).

Please note that:

- “**Bank account**” means “your bank account in Italy enabled as PSP” (that likely you don’t have);
- By “**Other payment methods**” you can use **PAYPAL** or **SATISPAY**.



If you choose [option A \(Credit/Debit card\)](#), please enter required information related to your card (name and last name of card owner, card number, expiration date and verification code) and click on “**Continue**”:

The screenshot shows the pagoPA payment interface. At the top, there is a logo and a reference number: /RFB/70000000041316/30.00 with a value of 30.00€. Below this, it states "pagoPA accepts the following credit/debit card circuits" and lists logos for Mastercard, American Express, VISA, VISA Electron, and EUROCARD. The input fields are: "Name and Last name" (with a person icon), "Credit/debit card number" (with a card icon and the number 0000 0000 0000 0000), "Expiry date (mm/yy)" (with a calendar icon and MM / YY), and "Verification code" (with a lock icon and CVC).

In case your credit card is not participating to pagoPA, the following message appears:



The screenshot shows an error message box with a blue arrow pointing to it. The message reads: "The issuer of your credit card is not participating to pagoPA. Choose a payment manager for this payment scrolling the list or searching by bank name". Below the message is a search bar with a magnifying glass icon and the word "Search". Above the message, there is a blurred image of a credit card with the text "Exp. 06 / 10".


If this is your case, **scroll down the page** and select one of the available enabled issuer (you may pay a small commission):

/RFB/700000000048689/1.00
1.00€


Order by: Alphabetical ▾ Type: Ascending ▾


UniCredit
Pagamento con carte
Maximum fees 0.95 €


INTESA  SANPAOLO
Pagamento con Carte
VISA 
Maximum fees 0.50 €

nexi
Pagamento con carta
VISA 
Why the fees?

After choosing, you will be able to “Proceed with payment”:

 /RFB/700000000048689/1.00
1.00€

VISA 
Change the payment manager


Total  €

The receipt will be sent to the following email address
jd@example.com

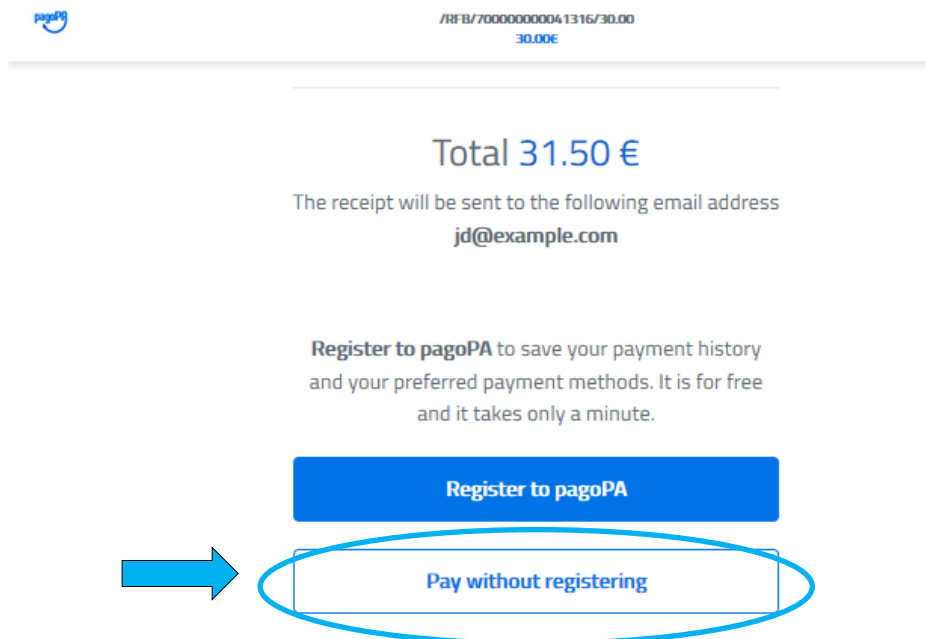
ATTENTION PLEASE: AFTER THIS STEP IT WILL NOT
BE POSSIBLE TO CANCEL THE OPERATION

Proceed with payment

If you choose [option C \(Other payment methods\)](#), you must choose one of the available methods, such as PayPal:



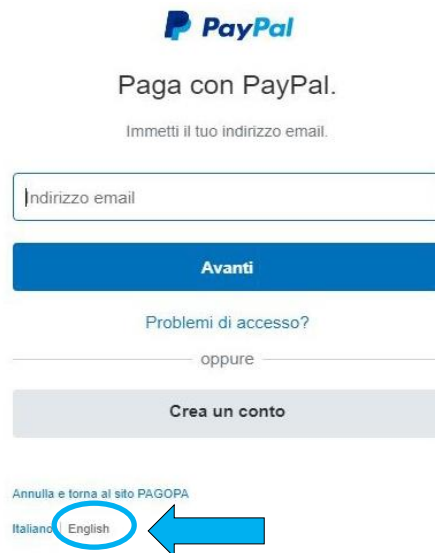
Click on "Pay without registering":



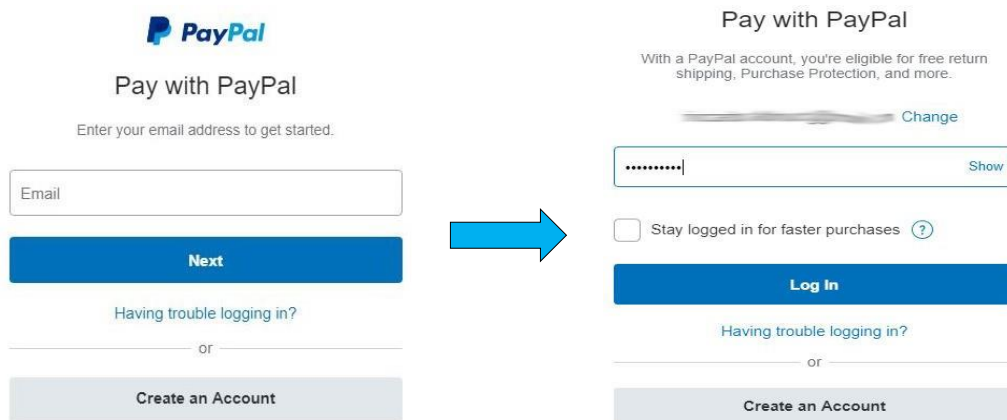
This is the PayPal platform (please, accept cookies by pressing the button “Accept cookie”):



Please verify that language is set to English, otherwise click on *English* on the bottom of the page:



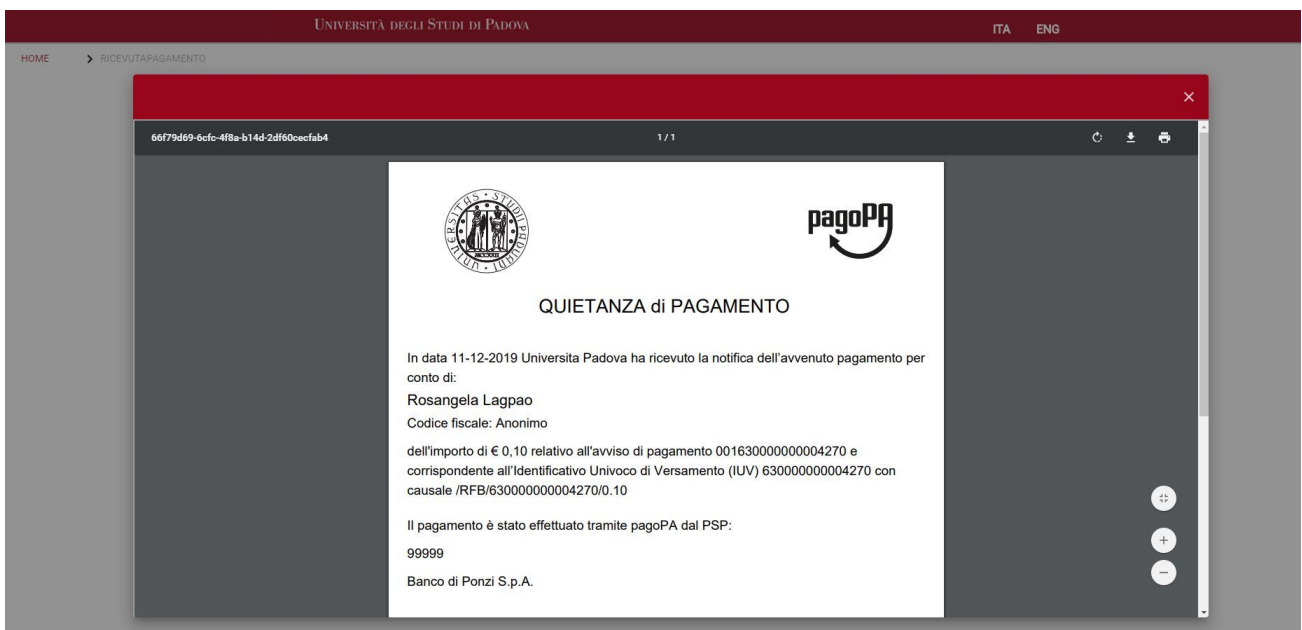
Enter your e-mail address and proceed with standard PayPal payment:



Once the payment is made, you will be redirected to the following page where you can print the receipt:



A pop-up will open, which shows your receipt of payment:



You can download the receipt, by clicking on the following item:

